

NAME: \_\_\_\_\_ CLASS: \_\_\_\_\_

## **D.R.U.M. NURSERY RHYME PROJECT**

### **Directions:**

1. In groups of 4-6, choose a nursery rhyme
2. Figure out the rhythm of the rhyme
3. Figure out the accompaniment parts (part for a high instrument, a medium instrument, a low instrument, and a bell or shaker)
4. Figure out your form (how it will be performed)
5. You may add extra parts other than an A & B section
6. Perform for the class


---

*Write your nursery rhyme in the box:*


*Write the rhythm of your nursery rhyme in the box:*

*This is the part for the high drums (djembe, high tubanos)*


*This is the part for the medium drums (bongos, small/medium hand drums)*

A large, empty rectangular box with a black border, intended for writing the musical notation for the medium drums part.


*This is the part for the low drums (conga, big tubano, big hand drums)*

A large, empty rectangular box with a black border, intended for writing the musical notation for the low drums part.


*This is the part for the shaker/bell (cabasa, shekere, gangokui, maraca, cowbell)*

A large, empty rectangular box with a black border, intended for writing the musical notation for the shaker/bell part.

*This is for an extra part if you like:*

A large, empty rectangular box with a black border, intended for writing an optional extra musical part.

*The form of my song is (what is the order):*

A large, empty rectangular box with a black border, intended for writing the structure or order of the song.

**Now we will practice our song!!!!**

## Nursery Rhymes to Use For Your Project:

### (1) **Ickle Ockle** (4/4)

Ickle Ockle, Blue Bockle  
Fishes in the sea,  
If you want a pretty maid,  
Please choose me!

### (2) **Hickory Dickory Dock** (6/8)

Hickory Dickory Dock,  
The mouse ran up the clock,  
The clock struck one,  
The mouse ran down,  
Hickory Dickory Dock.

### (3) **Two Sausages** (4/4)

To fat sausages sizzling in a pan,  
One went "Pop!,"  
And the other went "Bam!"

### (4) **Humpty Dumpty** (6/8)

Humpty Dumpty sat on a wall,  
Humpty Dumpty had a great fall,  
All the king's horses, all the king's men,  
Couldn't put Humpty together again.

### (5) **Caterpillar** (2/4)

Caterpillar caterpillar  
Wiggle wiggle through the grass.  
Caterpillar caterpillar  
You go slow 'cause you can't go fast.

### (6) **A-Tisket, A-Tasket** (2/4)

A-tisket, A-tasket,  
A green and yellow basket  
I wrote a letter to my love,  
And on the way I dropped it.

### (7) **Handy Spandy** (4/4)

Handy Spandy Jack-a-Dandy  
Loves plum cake and sugar candy  
He bought some at the grocer's shop,  
And out he came, hop hop hop.

### (8) **Pease Pudding** (4/4)

Pease pudding hot,  
Pease pudding cold,  
Pease pudding in the pot,  
Nine days old.

### (9) **Baa Baa Black Sheep** (4/4)

Baa Baa Black Sheep  
Have you any wool?  
Yes sir, yes sir,  
Three bags full!

## Ideas for Writing Your Accompaniment Parts!!!

- (1) Take rhythms out of the nursery rhyme. For instance, for the nursery rhyme "Humpty Dumpty" you could use the following rhythms:
- (2) Here are some other rhythms for 4/4 nursery rhymes:
- (3) Here are some other rhythms for 6/8 nursery rhymes:
- (4) Here are some other rhythms for 2/4 nursery rhymes: